



The Future is  
exciting

**Quantum**  
**UNIVERSITY**  
ROORKEE, INDIA

Growth  
Unbound!


## CERTIFICATE

This is to state that, in the Annual Examination Report for the academic session 2018-19, diploma programmes have been included in calculation of average number of days for result declaration.

It is hereby certified that, average number of days for result declaration without inclusion of diploma programme and as listed in NAAC (i.e only UG and PG programmes) for the session 2018-19 is as below

Details	Average(Days)
Average number of days for result declaration (Excluding diploma programmes)	15.72

\*Abstracted from Annual Examination Report 2018-19



Controller of Examination

  
Registrar  
Quantum University

Date

Controller of Examinations  
Quantum University  
Roorkee INDIA



The Future is  
exciting

**Quantum**  
**UNIVERSITY**  
ROORKEE, INDIA

Growth  
Unbound!


## CERTIFICATE

This is to state that, in the Annual Examination Report for the academic session 2018-19, diploma programmes have been included in Total number of students opting grievance redressal for evaluation.

It is hereby certified that, Total number of students(Excluding diploma programmes) opting grievance redressal for evaluation, Total number of students appeared and Percentage of student opting for grievances as listed in NAAC (i.e only UG and PG programmes) for the session 2018-19 is as below

Details	Total Number
Total number of students opting grievance redressal for evaluation (Excluding diploma programmes)	09
Total number of students appeared(Excluding diploma programme)	850
Percentage of grievances (Excluding diploma programme)	1.06%

\*Abstracted from Annual Examination Report 2018-19

  
Controller of Examination  
Date 25/1/24  
Controller of Examination  
Quantum University  
Roorkee INDIA

  
Registrar  
Quantum University



**Office of Controller of Examination  
Quantum University, Roorkee**




**ANNUAL EXAMINATION REPORT**

**Session 2018-2019**

Approved in the meeting of BOM

Approved Date:- 25<sup>th</sup> Jan 2020

Vide Agenda No:- 3.4.9 

Controller of Examinations  
Quantum University  
Roorkee INDIA

  
Registrar  
Quantum University

## Contents

S.No	Particulars	Page No
1	Introduction	3
2	Examination Schedule	3
3	Status of Question Papers	4
4	Conduct of Examinations	4
5	Students appeared in exam	5
6	Program wise result declaration duration	6
7	Program Wise Pass Percentage	7
8	Grievance Redressal	8
9	Reforms and Automation	9

*M. Gupta*  
Controller of Examinations  
Quantum University  
Roorkee INDIA

*[Signature]*  
Registrar  
Quantum University

## Introduction

The Examination Department at Quantum University operates in accordance with the University Academic Regulations. Its responsibilities include organizing examinations year-round, assessing student performance, and announcing results. This department is overseen by the Controller of Examination, who reports to the Vice Chancellor. At the beginning of each semester of academic session, an Examination Calendar is published to outline the examination schedule for the entire semester, covering End Semester, Sessional and Special Exams. The University adopts a Semester System for all its programs and adheres to CBCS and UGC guidelines for examination procedures. Additionally, for programs governed by statutory bodies like PCI, examinations are conducted in compliance with their respective regulations, which take precedence over other rules.

## Examination Schedule

End Semester Examination Schedule		
Odd Semester 2018-19		
S.No	Content	Date
1	Date of Start of Examination	17 December 2018
2	Date of End of Examination	05 January 2019
Even Semester 2018-19		
1	Date of Start of Examination	22 May 2019
2	Date of End of Examination	14 June 2019



Registrar  
Quantum University



Controller of Examinations  
Quantum University  
Roorkee INDIA



## Status of Question Papers

FACULTY NAME	PROGRAMME NAME	No of QP GENERATED
Agricultural Studies	B.Sc Agri	7
Graduate Studies	BHM	8
	B.Com	5
	BA (H)	6
	B. Sc PCM	7
Health Sciences	BMRIT	5
	B.Sc ND	3
	D.Pharma	6
Technology	B.Tech	10
	M.Tech	12
	BCA	3
Business and Management	BBA	7
	MBA	9
	BJMC	5
	<b>Total</b>	<b>93</b>

## Conduct of Examinations

Examinations are conducted as per the guidelines under exam manual approved in BOM.

The Examination Department issues the examination calendar at the beginning of each semester to ensure smooth examination procedures. Various aspects of the examination process are facilitated through the ERP system, including:

1. Candidate filling of examination forms.
2. Receipt of examination forms by the Registrar's office via ERP.
3. Generation of verification sheets and admit cards by the Registrar's office.
4. Uploading of date sheets and notices on the University ERP prior to the start of examinations.

In accordance with examination policies, flying squads are deployed to oversee the fair conduct of offline examinations. These squads conduct surprise inspections of examination halls to prevent any potential use of unfair means by candidates. Their objective is to ensure examinations are conducted in a fair, impartial, and orderly manner, maintaining the integrity of the examination process. Any discrepancies or deviations from regulations and guidelines

observed by the flying squads are reported to the Controller of Examination's office for further action.

## Students Appeared in Examination

The number of students appeared in the end semester examination during 2018-2019 academic sessions are as follows:

S. No	Name of the Programme	Branch	Appeared in 2018-19
1	Bachelor of Technology	CSE	99
2	Master of Technology	CSE	1
3	Bachelor of Technology	ME	30
4	Master of Technology	Thermal Engg.	3
5	B.Voc (AMT) Early Exit NSQF4		15
	B.Voc (AMT) Continued		205
6	Bachelor of Technology	CE	15
7	Master of Technology	SE	2
8	Bachelor of Computer Applications		43
9	Bachelor of Business Administration		74
10	Master of Business Administration		22
11	Bachelor of Commerce		60



12	Bachelor of Arts (Hons) in Economics		6
13	Bachelor of Science (Hons) in Chemistry/Mathematics/Physics		15
14	Bachelor of Science (Hons) in Agriculture		180
15	Bachelor of Arts (Hons) in Journalism and Mass Communication		20
16	Bachelor of Science in Medical Radiology and Imaging Technology		30
17	Diploma in Pharmacy		53
18	Bachelor of Science in Nutrition and Dietetics		15
19	Bachelor of Hotel Management		15
Total			<b>903</b>

#### Program- wise time taken for Result Declaration

Program	Semester/ Year	Last date of End Semester Examination	Date of Declaration of Results	No. of Days for result Declaration
Bachelor of Arts (Hons) in Eco	2nd/ 1st	12.06.2019	28.06.2019	16
Bachelor of Arts (Hons) in Journalism and Mass Communication	2nd/ 1st	12.06.2019	28.06.2019	16
Bachelor of Business Administration	2nd/ 1st	12.06.2019	28.06.2019	16
Bachelor of Commerce	2nd/ 1st	12.06.2019	28.06.2019	16
Bachelor of Computer Applications	2nd/ 1st	12.06.2019	28.06.2019	16
Bachelor of Hotel Management	2nd/ 1st	12.06.2019	28.06.2019	16
Bachelor of Science (Hons) in Agriculture	2nd/ 1st	07.06.2019	28.06.2019	21
Bachelor of Science (Hons) in PCM	2nd/ 1st	12.06.2019	28.06.2019	16



Bachelor of Science in Medical Radiology and Imaging Technology	2nd/ 1st	12.06.2019	28.06.2019	16
Bachelor of Science in Nutrition and Dietetics	2nd/ 1st	12.06.2019	28.06.2019	16
Bachelor of Technology in Civil Engineering	2nd/ 1st	12.06.2019	28.06.2019	16
Bachelor of Technology in Computer Science & Engineering	2nd/ 1st	12.06.2019	28.06.2019	16
Bachelor of Technology in Mechanical Engineering	2nd/ 1st	12.06.2019	28.06.2019	16
BVoc - Automotive Manufacturing Technology	2nd/ 1st	26.06.2019	08.07.2019	12
Diploma in Pharmacy	2nd/ 1st	05.06.2019	28.06.2019	23
Master of Business Administration	2nd/ 1st	12.06.2019	28.06.2019	16
Master of Technology in Computer Science & Engineering	2nd/ 1st	14.06.2019	28.06.2019	14
Master of Technology in Structural Engineering	2nd/ 1st	14.06.2019	28.06.2019	14
Master of Technology in Thermal Engineering	2nd/ 1st	14.06.2019	28.06.2019	14

### Program Wise Pass Percentage (AY 2018-2019)

As the University is in the First Year of Operation. All the Programs have minimum two year duration. No Batch was passed in any program. B.Voc (AMT) got provision of early exit NSQF 4.

Appeared in Exit Exam after 1st year (B.Voc for NSQF 4 Level) : 15

Number of students Passed : 15

  
Controller of Examinations  
Quantum University  
Rookee, Uttarakhand

  
Registrar  
Quantum University

**Grievances and Redressal:**

**In Even Sem exam – May -June 2019**

**Total students applied for Re-evaluation/Scrutiny - 14**

S.No	Name of the student	Type of complaints/grievances about evaluation like (re-totaling/re-evaluation etc)
1	MANIKANT KUMAR	SCRUTINY
2	RAVI KKUMAR	SCRUTINY
3	SAURABH JAIN	SCRUTINY
4	LAL RAGAS	SCRUTINY
5	DASI VENU GOPAL	SCRUTINY
6	ARUN KUMAR	SCRUTINY
7	NIKHIL KAMBOJ	SCRUTINY
8	GAYANDHAR	SCRUTINY
9	KRISHAN KUMAR	SCRUTINY
10	AASH MOHMAD	SCRUTINY
11	ZIBRAIL SIDDIQUE	SCRUTINY
12	AMAR SINGH	SCRUTINY
13	RAHUL MISHRA	SCRUTINY
14	MOHD SAHNAWAJ	SCRUTINY
	<b>Total number of students opting grievance redressal for evaluation</b>	<b>14</b>

**Number of students eligible for conferring degrees – Zero**



## Reforms and Automation

Status of automation related to examination activities is as below:

S No	Description	Status
1	Enrollment of students	Through ERP
2	Registration of courses	Through ERP
3	Examination form apply	Through ERP
4	Information regarding examination schedule to students	Through ERP
5	Uploading of continuous assessment marks	Through ERP
6	Display of assessment marks for students	Through ERP
7	Generation of admit cards and verification cards	Through ERP
8	Generation of Question Papers	Through Software
9	Declaration of results	Through ERP
10	Payment of exam fess	Through ERP



Registrar  
Quantum University



Controller of Examinations  
Quantum University  
Roorkee INDIA